

net4more borderROUTER PoE-Thread

borderROUTER for net4more system

Product description

- Component of the net4more system
- Interface between Thread and Ethernet
- Power supply via PoE
- net4more articles are part of the net4more toolbox consisting of hardware and software and can be ordered with the system via your local sales team
- 5-year guarantee



Standards, page 3

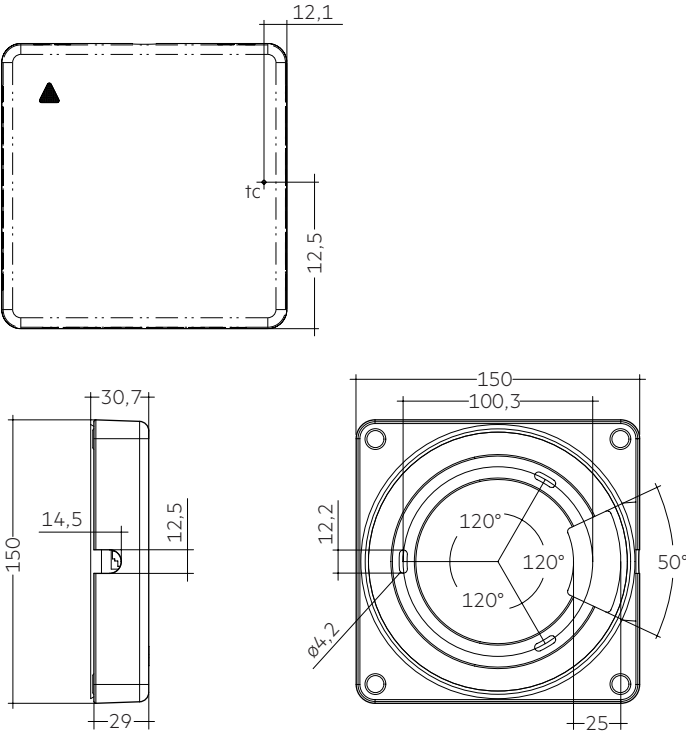




net4more borderROUTER PoE-Thread
borderROUTER for net4more system

Technical data

PoE standard	IEEE 802.3af (15,4 W)
Power consumption	5 W
Wireless range ^①	10 m
Operating temperature	0 ... +50 °C
tc point	69 °C
Storage temperature	-40 ... +80 °C
Dimensions L x W x H	150 x 150 x 30,7 mm
Type of protection	IP20



Ordering data

Type	Article number	Packaging, carton
net4more borderROUTER PoE-Thread	28001581	10 pc(s).

① Depends on the structure of the building.

1. Standards

EN 60950-1
EN 61347-1
EN 61347-2-11
EN 50364
EN 62311
EN 55024
EN 55032
EN 300330 V2.1.1
EN 301 489-1 V2.1.1
EN 301 489-3 V2.1.1
EN 300328 V2.1.1
EN 301489-17 V2.1.1
UL 60950-1 Edition 2

1.1 Glow wire test

according to EN 61347-2-11 with increased temperature of 960 °C passed.

2. Common

2.1 net4more borderROUTER

The net4more borderROUTER is the transfer point where data is exchanged from and to wireless nodes in a net4more system. A borderROUTER is no gateway because the information is not "translated" but only shifted from wireless communication to wired communication and the other way round. The borderROUTER has also a routine inserted that helps to commission the wireless nodes and keeps network security updated. "Thread" is used for communication which gives the opportunity to connect other devices then wireless net4more comMOD. For example wireless Thread sensors can be integrated, via our borderROUTER to the building management system (BMS).

2.1 Shipment

1 x borderROUTER
1 x Mounting plate
3 x Fixing screws
3 x Wall plug

3. Thermal details and life-time

3.1 Expected life-time

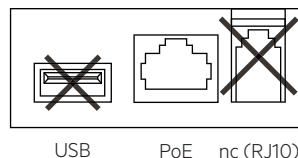
Expected life-time			
Type	ta	40 °C	50 °C
net4more borderROUTER PoE-Thread	tc	58 °C	69 °C
	Life-time	150,000 h	70,000 h

The borderROUTER is designed for a life-time stated above under reference conditions and with a failure probability of less than 10 %.

4. Installation / wiring

4.1 Connection

To use the borderROUTER you have to connected it to a PoE switch. Alternatively, the borderROUTER can also be connected to a standard switch via a PoE injector. The USB port has no function, so nothing should be connected here. The RJ10 socket is not in use, do not connect anything here.



4.2 Ethernet cable

Ethernet cable using standard Cat.5e or higher must be used.

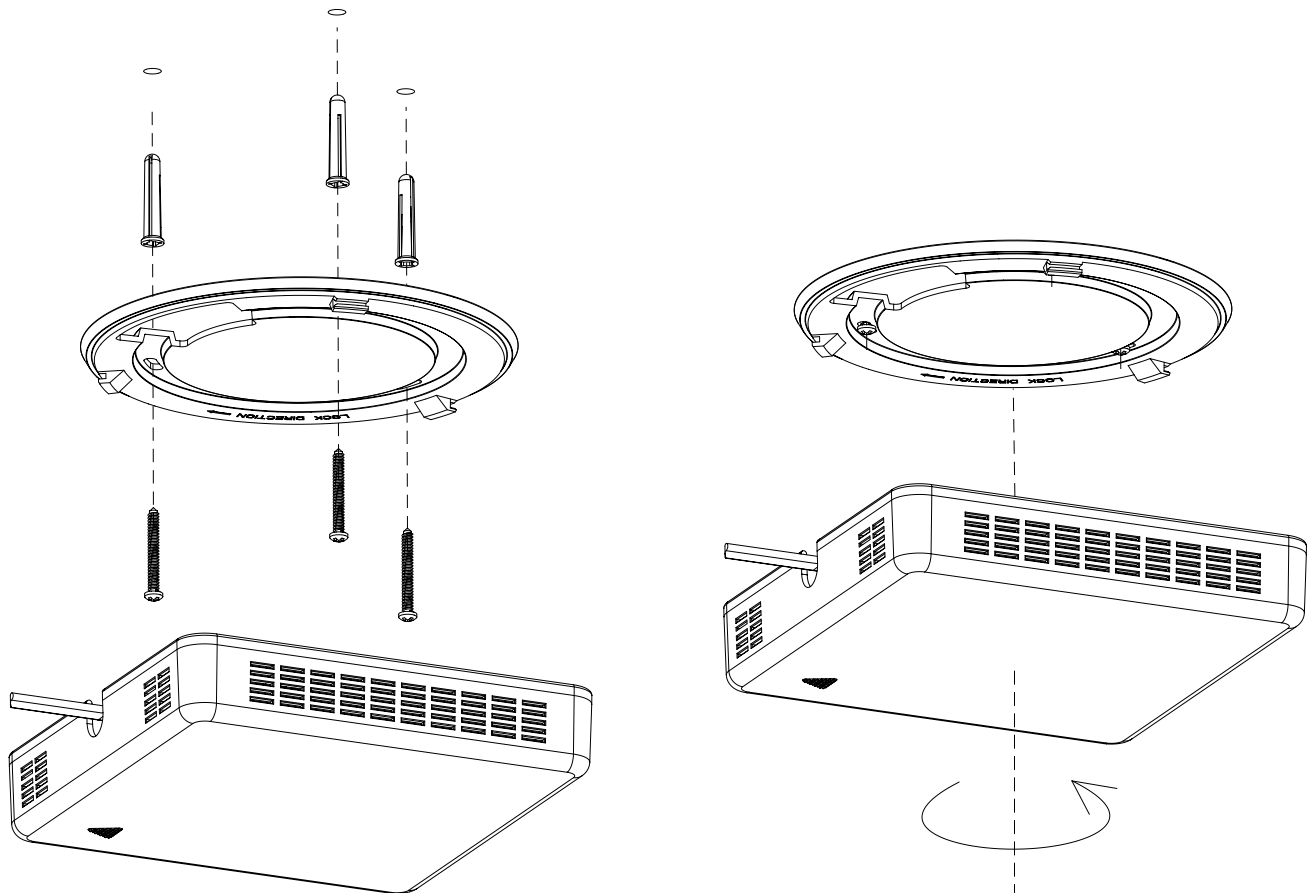
5.2 Installation note



To ensure a good radio connection, do not cover the borderROUTER completely with metal!

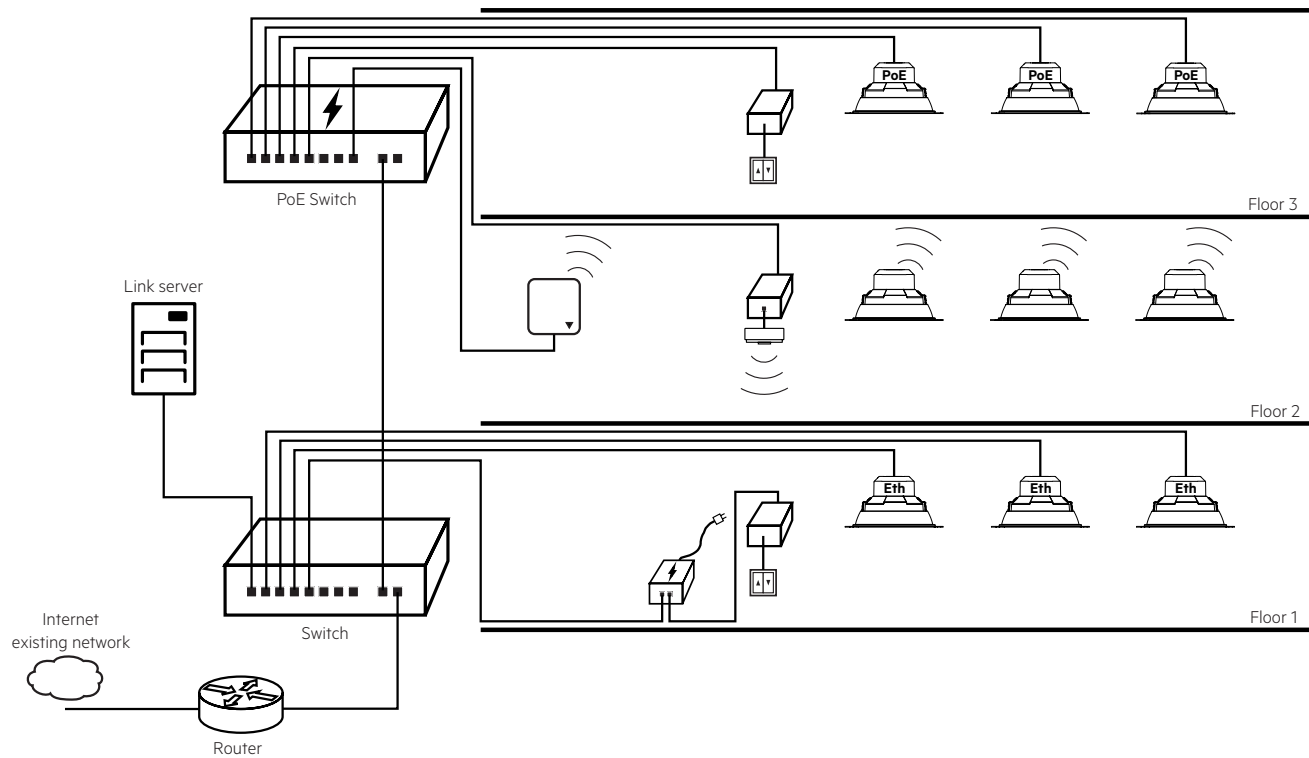
On-site conditions such as building construction and materials used (e.g. reinforced concrete) can harm the range and connection stability of the mesh network.

4.4 Mounting

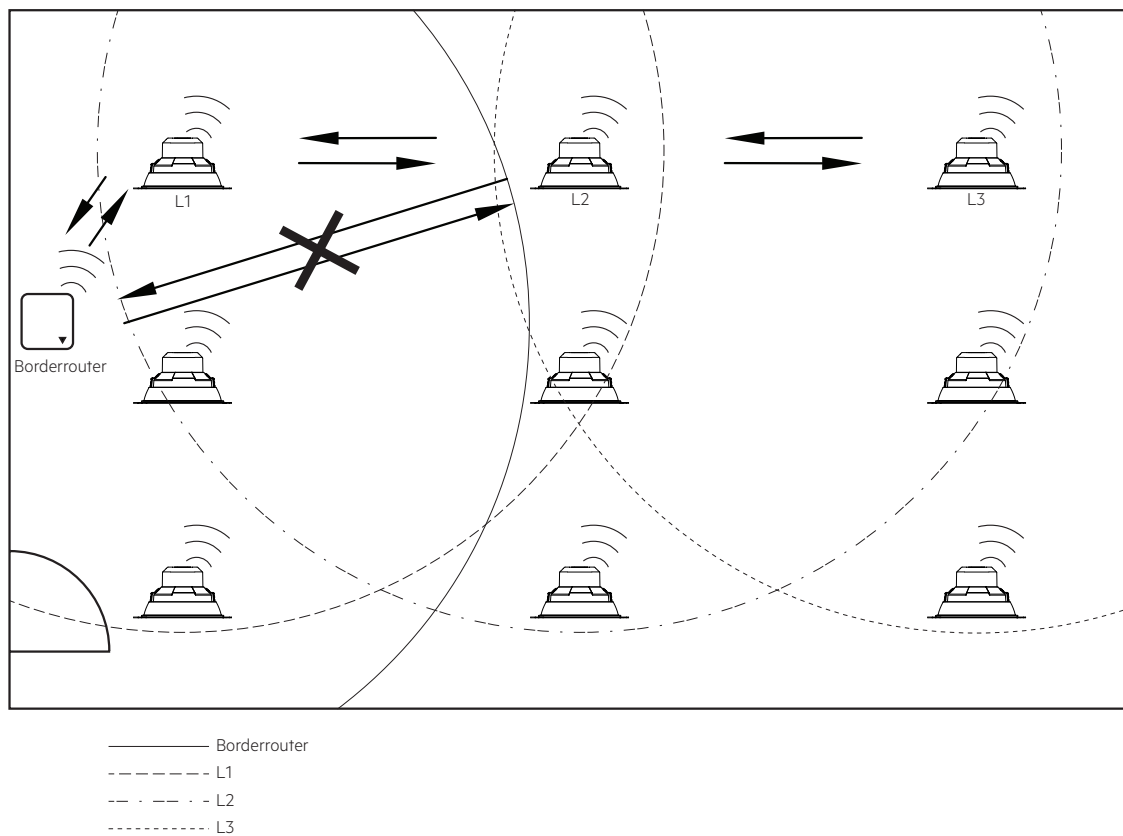


5. Network topologie

5.1 borderROUTER in network (symbolic)



5.2 Connection wireless mesh



Symbolic representation of the function of a wireless mesh network.

L1 – Wireless range luminaire 1

L2 – Wireless range luminaire 2

L3 – Wireless range luminaire 3

6. Miscellaneous

6.1 Additional information

Additional technical information at www.tridonic.com → Technical Data

Guarantee conditions at www.tridonic.com → Services

Life-time declarations are informative and represent no warranty claim.
No warranty if device was opened.